

TEL. 9575997, 9567298, 9554725

JANATA BANK LIMITED

For Previous Rate Sheet Click

PABX-575,

TREASURY DEPARTMENT

<https://goo.gl/URA0t4>

Mail: fxdeal@janatabank-bd.com

HEAD OFFICE, DHAKA

Exchange Rate Circular - 191

**INDICATIVE ONLY**

DATE: 16 Oct 2018

EFFECTIVE DATE: 16 Oct '18

Tuesday

A) CROSS RATE SYD, TOK, HKG &amp; S.E. ASIAN MARKETS AS ON 16/10/2018

	GBP/USD	EUR/USD	USD/JPY	USD/C.DLR	USD/S.FRA	AUD/USD
SELLING	1.3146	1.1576	111.9300	1.2988	0.9877	0.7174
BUYING	1.3141	1.1573	111.9600	1.2992	0.9881	0.7174

B) JANATA BANK LTD'S CASH

CURRENCY &amp; T.C TO PUBLIC TK PER UNIT OF FOREIGN CURREN

SELLING	CURRENCY	BUYING	SELLING	CURRENCY	BUYING
85.9000	US Dollar	84.9000	22.2000	Saudi Riyal	21.0000
112.1000	G. B. Pound	109.2000	22.8000	UAE. Dirham	21.8000
99.6000	Euro	96.5000	21.4000	MAL. Ringit	19.6000
60.1500	Aus. Dollar	58.1500	1.3300	Indian Rupee	1.2300

CASH SELLING AND BUYING RATES FOR ALL OTHER CURRENCIES WILL

BE SAME AS SELLING T.T.&amp; O.D AND BUYING O.D. TRANSFER

C) SELLING		NAME OF CURRENCY	BUYING			
T.T.& O.D.	B.C.		T.T.CLEAN	T.T.DOC	O.D.SIGHT EXP.BILLS	O.D. TRANSFER
83.8000	83.8500	US Dollar	83.1000	83.0500	83.0000	82.8300
110.8471	111.0365	G. B. POUND	108.9572	108.6389	108.4207	107.9827
98.0209	98.2809	EURO	96.5243	95.6602	95.5600	95.2799
0.7571	0.7611	JP. YEN	0.7362	0.7354	0.7348	0.7336
65.0283	65.2026	CAN.DLR	64.4133	64.2385	64.0422	63.8959
85.0218	85.2022	SWISS.FRANC	84.0895	83.8984	83.6534	83.4085
213.1459	213.3102	OMANIAN RIYAL	208.5472	208.3135	207.6847	206.3762
11.0000	11.1828	H.K.DLR	10.5910	10.5795	10.5486	10.5177
62.5577	62.8625	SING.DLR	61.5466		60.7232	60.5474
2.5868	2.5877	THI.BAHT	2.5410		2.5309	2.5235
20.3396	20.3968	MAL.RINGIT	19.9663		19.8864	19.8282
22.9961	23.0042	UAE.DIRHAM			22.5011	22.4353
22.5077	22.5657	SAUDI RIYAL			22.0239	21.9600
22.2033	22.2115	QATAR RIYAL				21.6293
274.8839	275.1830	KUWAIT DINAR				265.0000
216.1626	216.2423	BAHRAIN DINAR				209.5055
12.3401	12.2244	CHINESE YUAN				12.0009

D) USANCE RATE:	30 DAYS	60 DAYS	90 DAYS	120 DAYS	150 DAYS	180 DAYS
US Dollar	82.5053	82.0205	81.5358	81.0510	80.5663	80.0815
G. B. POUND	107.7851	107.1495	106.2416	105.8784	105.2428	104.6072
EURO	94.9969	94.4339	93.6295	93.3078	92.7447	92.1816

E) FORWARD RATE:		1 MONTH	2 MONTHS	3 MONTHS	6 MONTHS	1 YEAR
SELLING	US Dollar	84.3241	84.7682	85.2523	86.6045	0.0000
BUYING	US Dollar	83.3943	83.6886	83.9829	84.8659	0.0000


F) NFCD INTT RATE, EFFECT ON: 16.10.18 To 31.10.18	1 MONTH	3 MONTHS	6 MONTHS	12 MONTHS
US Dollar	2.02975	2.18644	2.40213	2.71338
G. B. POUND	0.47188	0.56056	0.65369	0.83706
EURO	0.00000	0.00000	0.00000	0.00000

G) LIBOR AS ON 15/10/2018, 60 DAYS 2.34400 90 DAYS 2.44881 180 DAYS 2.65375


H) INDICATIVE RATE OF 01 SDR ,USD WITH NTL, CUR OF ACU MEMBERS AS IMF RATE 12/10/18	IN.RS	N.RS	SL.RS	PK.RS	BD TK	USD
USD 1	73.7967	118.6000	171.3455	132.3248	83.4550	
SDR 1	103.1130	165.7146	239.4137	184.8918	116.6081	1.3973


IN CASE OF AUS. DOLLAR CASH RATE WILL BE USED FOR T.T ALSO

Rates mentioned in row C, D, E and F are applicable only for bank's own customers.

  
Syeda Hasinatul Jannat  
SPO  
Prepared by

  
Md. Mokhtesur Rahman  
SPO  
Checked By

  
M.M. Awrangzeb  
AGM  
Authorised Signature

  
Md. Tofazzal Hossain  
DGM  
Authorised Signature